

ADDENDUM NO. 1
HOLBROOK MUNICIPAL AIRPORT
MARCH 20, 2024

TO: All Planholders

RE: Schedule I – Reconstruct Apron
Schedule II (Non-AIP) – Reconstruct Apron Hangar Connections
AIP No. 3-04-0020-0xx-2024 | ACI No. 22965

The following Addendum shall be incorporated into the Contract Documents for the above-referenced project and shall supersede all contrary and conflicting information, which are hereby supplemented or revised in certain particulars in the following:

I. CONTRACT DOCUMENTS

A. PROPOSAL

Item P-101j – **ADD** pay item P-101j Removal of Concrete Encased Duct Bank with a quantity of 50 LF.

Item P-152a Unclassified Excavation: Change the quantity of this item **FROM** 8,000 cy **TO** 6,000 cy.

Item P-152b Muck Excavation: Change the quantity of this item **FROM** 1,200 cy **TO** 900 cy.

II. SPECIFICATIONS

A. ITEM P-101 – PREPARATION/REMOVAL OF EXISTING PAVEMENTS

a. Section 101-3.4 Removal of pipe and other buried structures. Add the following item as 101-3.4 (i):

i. **Removal of Concrete Encased Duct Bank.** Where indicated on the plans, concrete encased electrical ducts shall be removed including any associated junction boxes. If the existing concrete encased duct bank is found to be at least 24 inches below finished grades and the conduits are clear of obstructions, then the duct bank may be kept in place and protected during project construction.

b. Add Section 101-4.7 to the Method of Measurement:

101-4.7 REMOVAL OF CONCRETE ENCASED DUCT BANK. The unit of measurement for removal of concrete encased duct bank and associated junction boxes shall be the number of linear feet of concrete encased duct bank removed by the contractor in accordance with paragraph 101-3.4.

c. Add the following item to the end of the Basis of Payment section:

Item P-101j Removal of Concrete Encased Duct Bank – per linear foot

III. CONSTRUCTION PLANS

- A. **Plan Sheet 2.1.** A note has been added to callout the removal of an additional concrete block on the left half of the removal page. Another note has been altered to include the removal of the concrete encased duct bank on the right side of the removal sheet. Changes have been clouded on the attached revised Sheet 2.1.
- B. **Plan Sheet 5.1.** A leader arrow has been added to the callouts for the proposed concrete encased duct bank located on the right side of the sheet as well as adjusting lights 117 and 119 to correspond to the duct bank location. Changes have been clouded on the attached revised Sheet 5.1.

IV. CLARIFICATION

- Q.) Will the pre-bid meeting notes be posted?
- A.) The pre-bid meeting notes are attached to this addendum.
- Q.) Is water available on-site?
- A.) The City will provide water and a water meter for use on the hydrant south of the airport. The water currently costs \$2.75/1000 gallons. A meter will be provided and installed by the City of Holbrook.
- Q.) The CSPP sheet plan sheet shows the location of the asphalt and waste stockpiles. Is there an approved route to the waste stockpile area?
- A.) The Contractor shall utilize an existing unpaved haul road from the staging area to the waste stockpile area. The unpaved road and waste pile area is shown on the below image.



- Q.)** What is included in the earthwork quantity.
- A.)** The P-101a Pavement Removal item includes the pulverization and removal of the asphalt surface course. Per the geotechnical boring logs found at the end of the specification, there is approximately 3 inches of asphalt on occasional areas of base course. The earthwork quantity assumes a the most conservative 3 inches of asphalt will be removed from the existing pavement. The unclassified excavation quantity is calculated by a comparison of the resulting asphalt free apron and a surface representing the top of subgrade of the proposed apron. The quantity also includes additional buffer for shoulder grading and channelization as noted on the plans. An item for muck excavation was added in case unacceptable material is found during excavation operations. If no muck is encountered, the muck excavation quantity will not be used or paid for.
- Q.)** Item P-101c Removal of Tie-Downs is measured by lump sum. How many tie-downs will be removed under this item.
- A.)** There is approximately 130 tie-down anchors to be removed in the apron reconstruction area. No additional payment will be provided for any additional tie-downs discovered during construction.
- Q.)** Item P-101d Removal of Concrete Structures is measured by lump sum. How many concrete blocks will be removed under this item.
- A.)** There is approximately 35 small concrete structures to be removed in the apron reconstruction area. No additional payment will be provided for any additional concrete structures discovered during construction. These concrete structures are noted on plan sheet 2.1 and noted during the pre-bid site walk.
- Q.)** What size are the required junction boxes for the new duct bank that replaces the existing?
- A.)** The duck bank terminates into light bases (numbers 117 and 119 as shown on sheet 5.1). One of the 4" duct conduits shall extend to the light bases while the other shall be plugged for future use. Conduit reducers may be needed for connection to the light bases.
- Q.)** Do the removal items get hauled off site and disposed of?
- A.)** Yes, with exception of the Asphalt Pavement Removal. A location is identified on the Construction Safety Phasing Plan to stockpile the pavement material. All cost for disposing of the items in question, including hauling, should be included in the line item unit cost for the item.
- Q.)** Does the muck excavation line item include the backfill of the material removed?
- A.)** Yes, in the event that muck is encountered, a suitable material will need to be put in its place and the cost for that work and material shall be included in the unit price provided for muck excavation. This material can be suitable material from the waste area, imported suitable soil material, or imported aggregate material, or perhaps if available stockpiled aggregate material from on-site.

Each Bidder shall acknowledge receipt of this Addendum No. 1, dated March 20, 2024, on Proposal page P-15 in the space provided.

END OF ADDENDUM NO. 1

ARMSTRONG CONSULTANTS, INC.



Colin Sterns, P.E.
Airport Project Engineer



Attachments: Pre-Bid Meeting Notes
Pre-Bid Meeting Sign-in sheet
Proposal Sheets P-2 through P-4
Plan Sheets 2.1 and 5.1

PRE-BID MEETING NOTES
HOLBROOK MUNICIPAL AIRPORT
AIP NO. 3-04-0020-OXX-2024
MARCH 14, 2024 | 11:00 a.m., MST

INTRODUCTION: Project and personnel introductions and attendance list

ONLINE BID OPENING: Online bidding will begin on March 27, 2024 and online bidding will close on April 4, 2024 at 10:00 a.m., MST.

(ONLINE BIDDING) **BID BOND:** Each online bid must include a Bid Bond for 5% of the total bid amount.

PLANS & SPECS: A complete set of Plans, Specifications, and Contract Documents can be purchased through our website at www.armstrongconsultants.com. A digital copy may be downloaded for \$60.00, this will include access to online bidding.

FUNDING: This project has Federal Funds, therefore federal contract clauses applicable but not limited to:

- Affirmative Action Requirement
- Buy American Preference
- Civil Rights – Title VI Assurance
- Debarment and Suspension
- Federal Fair Labor Standards Act (Federal Minimum Wage)
- Davis-Bacon Act (Federal and State wage rates in Contract Documents)
- Trade Restriction Certification
- Copeland Act (Anti-kickback Act)
- Airport & Airways Act (Veteran’s Preference)

DBE GOAL: A DBE goal of 1.68% has been established for this project.

CONTRACT TIME: Seventy (70) consecutive calendar days for all combined work schedules. (See Article 31 of Agreement)

LIQUIDATED DAMAGES: There are provisions for Liquidated Damages in the amount of \$1,750/day. (See Article 32 of Agreement)

REQUIRED BONDS: 100% Payment, Performance, & Maintenance Bonds will be required. (See Article 34 of Agreement)

CONTRACTOR INSURANCE: The Contractor shall pay for and maintain Worker’s Compensation, Public Liability and Property Damage Insurance at the rate of \$2 million per coverage. (See Article 34 of Agreement).

PROJECT SCHEDULES: Project consists of two (2) schedules as follows:

- Schedule I –Reconstruct Apron
- Schedule II (Non-AIP) – Reconstruct Apron Hangar Connections

Both schedules consist of the following tasks (in this preferred order):

- Asphalt removal
- Tie-down removal
- Cable, conduit, lighting, and sign removal
- Culvert removal
- Excavation
- Cement treated subgrade
- Aggregate base installation
- Asphalt pavement installation
- Pavement marking placement
- Conduit, cable, lighting and sign installation
- Culvert installation

PROJECT INSPECTION: Armstrong Consultants will have a full-time inspector on site for the duration of the project. Field office for inspector is not required. (See General Provision 60-05)

MATERIAL SUBMITTALS: Material submittals will be submitted for review/approval to the Engineer and FAA PRIOR to delivery and use at the airport.

CONSTRUCTION SURVEYING AND TESTING: Construction surveying is incidental and should be included in the unit prices of various bid items.

QUALITY CONTROL (QC): The Contractor is responsible for all quality control measurements and testing. Testing requirements for each material may be found in the technical specifications.

QUALITY ACCEPTANCE (QA): The Contractor/Firm hired by the Engineer is responsible for all quality acceptance measures and testing. Testing requirements for each material may be found in the technical specifications.

PROJECT COORDINATIONS: The Contractor shall coordinate all construction activities with the Airport Manager, Inspector and Engineer as applicable.

AIRPORT TEMPORARY RUNWAY CLOSURE: The project is to be constructed in a single phase as detailed in the Construction Safety and Phasing Plan (CSPP). The east half of the apron will be closed for the duration of the project. Runway 3/21 and Taxiway A will remain open throughout construction. The CSPP provides information regarding barricade placement and haul routes. The second coat of paint for pavement markings will require a second temporary closure which shall be counted in the closure/contract days.

CONSTRUCTION SAFETY:

- Safety shall be a top priority at all times.

- The Contractor's Superintendent must procure and have an aviation band radio on at all times to monitor for any aircraft activities.
- Flags and/or strobe lights shall be on all equipment at all times.
- The Contractor shall routinely maintain all barricades with flashing red caution lights.
- See CSPP for all requirements and details.
- Contractor is urged to review the phasing details provided in the CSPP. Phasing will be key during this project to maintain airport operations.
- All CSPP items shall be incidental.

AWARD OF CONTRACT: Award will be based on qualified bid which is the lowest total of those items awarded for Schedule I and II. Unit prices need to also be written in words in the proposal. The award of the project depends on the grant award which cannot occur until we have bid prices. Bids shall remain good for 90 days. We will negotiate the Notice to Proceed with the awarded contractor but want no interruptions once construction is started.

QUESTIONS/CLARIFICATIONS: Contractor shall submit any questions in writing to Colin Sterns at Armstrong Consultants (csterns@hwlochner) no later than 5pm MST on Monday, March 25, 2024.

ADDENDA: Addenda will be issued by March 26, 2024 if necessary, with list of Pre-Bid meeting attendees and will be emailed to all plan holders. All addenda shall be acknowledged in the Contractor's Bid Proposal by number and date.

END OF PRE-BID MEETING NOTES



PREBID SIGN-IN SHEET

Holbrook Municipal Airport
 Holbrook, Arizona
 Perimeter Fencing
 AIP No. 3-04-0020-0xx-2024
 ACI No. 22965
 March 14, 2024 at 11:00 a.m., MST

NAME	TITLE	COMPANY	PHONE	E-MAIL
Colin Sterns	Airport Project Engineer	Armstrong Consultants, Inc.	(602) 803-7079	csterns@hwlochner.com
Spencer Pearson	Project Engineer	Sunland Asphalt	480-582-8163	spearson@sunlandasphalt.com
MICHAEL LAMBESIS	SR. ESTIMATOR	BANICKI	480-268-0030	mlambesis@banicki.com
JERRY HALE	Gen. Manager	SHOWLOW Construction	928-521-3210	JHALE@SHOWLOWCONSTRUCTION.COM
CLINT NEFF	V. A.	SHOWLOW Construction	928-537-1133	CLINTNEFF@hotmail.com

SCHEDULE I - RECONSTRUCT APRON

Item No.	Spec. No.	Description	Est. Qty.	Unit	Unit Price in Figures and in Writing	Total Price
I-1	C-100	Contractor Quality Control Program (CQCP)	1	LS	\$	\$
I-2	C-105	Mobilization	1	LS	\$	\$
I-3	P-101a	Asphalt Pavement Removal	28,000	SY	\$	\$
I-4	P-101b	Removal of Cable and Conduit	2,200	LF	\$	\$
I-5	P-101c	Removal of Tie-Downs	1	LS	\$	\$
I-6	P-101d	Removal of Concrete Structures	1	LS	\$	\$
I-7	P-101e	Removal of Area Lights	5	EA	\$	\$
I-8	P-101f	Remove and Replace Electrical Duct Bank (Includes Junction Box)	200	LF	\$	\$
I-9	P-101g	Remove Edge Light	9	EA	\$	\$
I-10	P-101h	Remove Sign	2	EA	\$	\$
I-11	P-101i	Remove Culvert	80	LF	\$	\$
I-12	P-101j	Removal of Concrete Encased Duct Bank	50	LF	\$	\$
I-13	P-152a	Unclassified Excavation	6,000	CY	\$	\$
I-14	P-152b	Muck Excavation	900	CY	\$	\$
I-15	P-156a	Cement Treated Subgrade	22,850	SY	\$	\$
I-16	P-156b	Cement	580	TON	\$	\$
I-17	P-208	Aggregate Base Course	4,200	CY	\$	\$

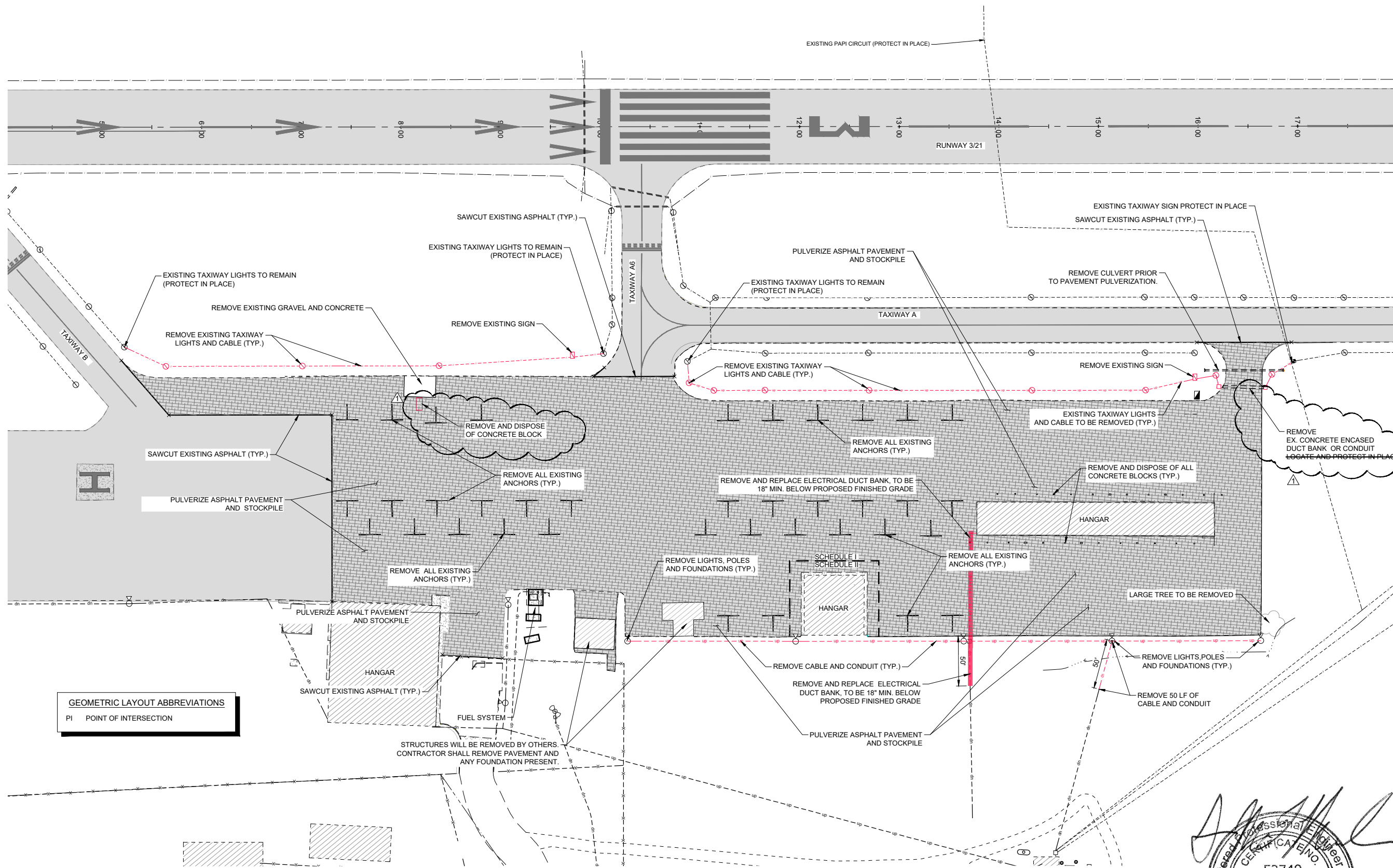
SCHEDULE I - RECONSTRUCT APRON (continued)

Item No.	Spec. No.	Description	Est. Qty.	Unit	Unit Price in Figures and in Writing	Total Price
I-18	P-401	Asphalt Surface Course	4,400	TON	\$	\$
I-19	P-605	Silicone Joint Sealant	800	LF	\$	\$
I-20	P-620a	Temporary Marking	5,600	SF	\$	\$
I-21	P-620b	Marking	5,600	SF	\$	\$
I-22	S-10	Aircraft Tie-Downs (Set of 3)	20	EA	\$	\$
I-23	S-162	Detection Loop	1	LS	\$	\$
I-24	D-701	8 Inch Corrugated Steel Culvert	80	LF	\$	\$
I-25	S-701	8 Inch Galvanized Flared End Section	2	EA	\$	\$
I-26	L-108a	No. 8 AWG 5kV, L-824, Type C Cable, Installed in Trench, Duct Bank or Conduit	2,100	LF	\$	\$
I-27	L-108b	No. 6 AWG, Solid, Bare Copper Counterpoise Wire, Installed in Trench, Including Connections/Terminations	1,300	LF	\$	\$
I-28	L-110a	Non-Encased 2-inch PVC Duct (Direct Earth Burial Including Trenching)	1,300	LF	\$	\$
I-29	L-110b	Concrete Encased 2-Way, 4-inch PVC Duct (Direct Earth Burial)	50	LF	\$	\$
I-30	L-125a	L-861T Taxiway Edge Light	14	EA	\$	\$
I-31	L-125b	L-858Y Guidance Sign (2-Module)	1	EA	\$	\$
TOTAL BID AMOUNT – SCHEDULE I					\$	

SCHEDULE II (NON-AIP)– RECONSTRUCT APRON HANGAR CONNECTIONS						
Item No.	Spec. No.	Description	Est. Qty.	Unit	Unit Price in Figures and in Writing	Total Price
II-1	P-152	Unclassified Excavation	200	CY	\$	\$
II-2	P-156a	Cement Treated Subgrade	390	SY	\$	\$
II-3	P-156b	Cement	10	TON	\$	\$
II-4	P-208	Aggregate Base Course	60	CY	\$	\$
II-5	P-401	Asphalt Surface Course	60	TON	\$	\$
II-6	P-605	Silicone Joint Sealant	200	LF	\$	\$
TOTAL BID AMOUNT – SCHEDULE II (NON-AIP)					\$	

SUMMARY	
Bid Amount - Schedule I	\$
Bid Amount - Schedule II (Non-AIP)	\$
TOTAL OF ALL SCHEDULES	\$

S:\Arizona\Holbrook\Project Files\Active Projects\216729_Holbrook - APRON RECON DESIGN\CAD.dwg_216729102.dwg 3/19/2024 9:17:10 AM CSTERN


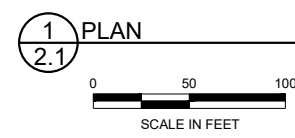


GEOMETRIC LAYOUT ABBREVIATIONS
PI POINT OF INTERSECTION


CAUTION - NOTICE TO CONTRACTOR

THE CONTRACTOR IS SPECIFICALLY CAUTIONED THAT THE LOCATION AND/OR ELEVATION OF EXISTING UTILITIES AS SHOWN ON THESE PLANS IS BASED ON RECORDS OF THE VARIOUS UTILITY COMPANIES AND WHERE POSSIBLE, MEASUREMENTS IN THE FIELD. THE INFORMATION IS PROVIDED FOR THE CONVENIENCE OF THE CONTRACTOR AND IS NOT TO BE RELIED UPON AS BEING EXACT OR COMPLETE. THE CONTRACTOR MUST CALL ARIZONA 811 (1-800-782-5345) AT LEAST 48 HOURS BEFORE ANY EXCAVATION / EMBANKMENT TO REQUEST FIELD LOCATION OF UTILITIES.

CGAlogo811.jpg



EXPIRES 9/30/2023



HOLBROOK MUNICIPAL AIRPORT
HOLBROOK, ARIZONA
CONSTRUCTION PLANS
RECONSTRUCT APRON
AIP No. 3-04-0020-022-2023

No.	Revision	Date	By
1		3/19/24	CES

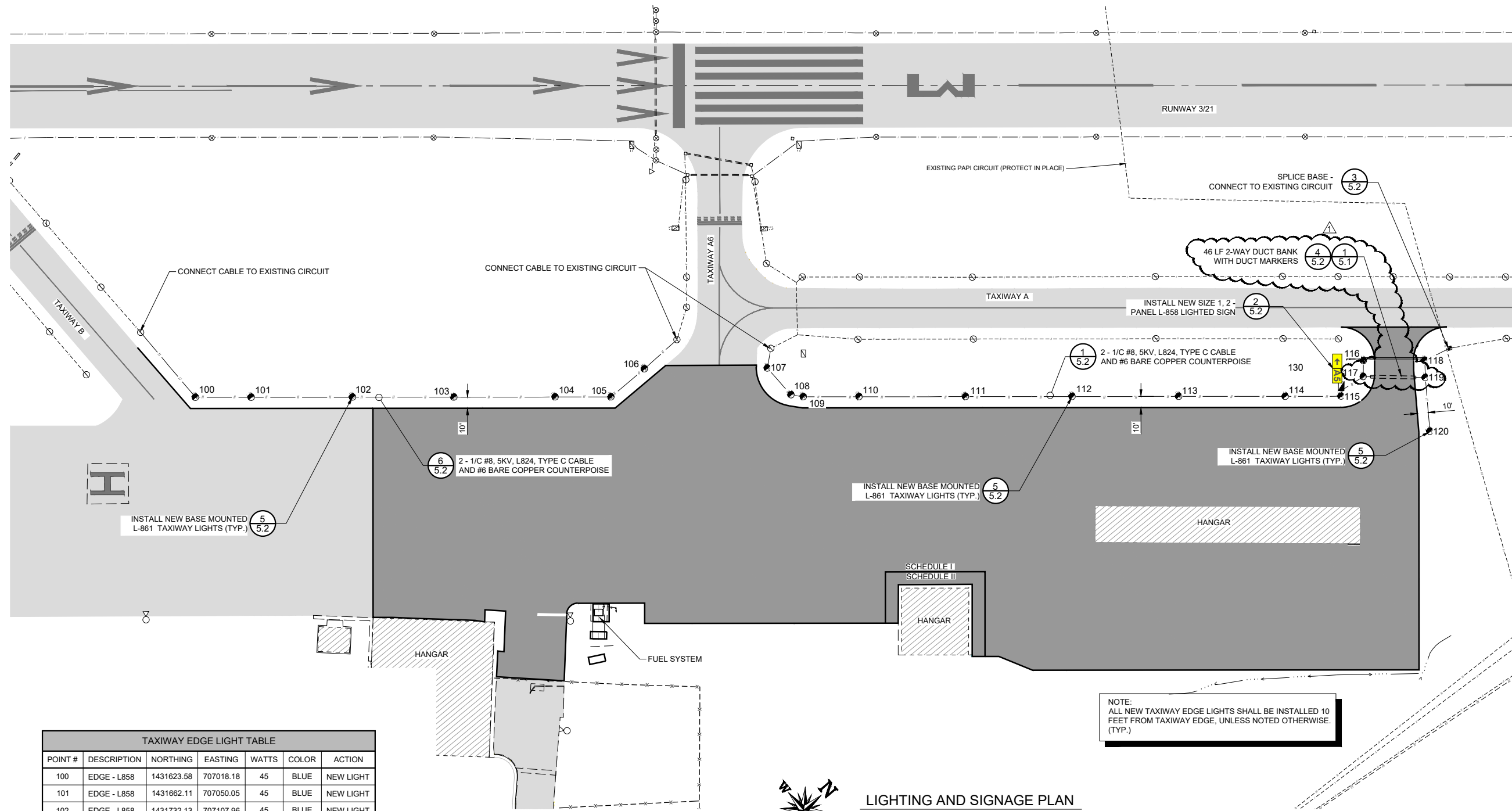
ACI No. 216729
Date: NOV. 2021
File Name: 216729102

Drawn: MLM
Checked: CES
Approved: JMTM

DEMOLITION PLAN

Sheet: 2.1

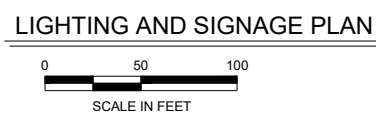
S:_Arizona\Holbrook\Project_Files\Active_Projects\216729_Holbrook - APRON RECON DESIGN\CAD.dwg_216729102.dwg 3/19/2024 9:17:10 AM CSTERN




TAXIWAY EDGE LIGHT TABLE						
POINT #	DESCRIPTION	NORTHING	EASTING	WATTS	COLOR	ACTION
100	EDGE - L858	1431623.58	707018.18	45	BLUE	NEW LIGHT
101	EDGE - L858	1431662.11	707050.05	45	BLUE	NEW LIGHT
102	EDGE - L858	1431732.13	707107.96	45	BLUE	NEW LIGHT
103	EDGE - L858	1431802.14	707165.86	45	BLUE	NEW LIGHT
104	EDGE - L858	1431872.16	707223.77	45	BLUE	NEW LIGHT
105	EDGE - L858	1431910.89	707255.64	45	BLUE	NEW LIGHT
106	EDGE - L858	1431949.78	707255.37	45	BLUE	NEW LIGHT
107	EDGE - L858	1432035.73	707324.72	45	BLUE	NEW LIGHT
108	EDGE - L858	1432036.21	707357.16	45	BLUE	NEW LIGHT
109	EDGE - L858	1432043.61	707365.58	45	BLUE	NEW LIGHT
110	EDGE - L858	1432082.14	707397.44	45	BLUE	NEW LIGHT
111	EDGE - L858	1432155.75	707458.32	45	BLUE	NEW LIGHT
112	EDGE - L858	1432229.36	707519.21	45	BLUE	NEW LIGHT
113	EDGE - L858	1432302.97	707580.09	45	BLUE	NEW LIGHT
114	EDGE - L858	1432376.58	707640.97	45	BLUE	NEW LIGHT
115	EDGE - L858	1432415.11	707672.84	45	BLUE	NEW LIGHT
116	EDGE - L858	1432450.88	707660.97	45	BLUE	NEW LIGHT
117	EDGE - L858	1432441.67	707671.95	45	BLUE	NEW LIGHT
118	EDGE - L858	1432493.29	707695.99	45	BLUE	NEW LIGHT
119	EDGE - L858	1432483.98	707708.09	45	BLUE	NEW LIGHT
120	EDGE - L858	1432456.37	707747.86	45	BLUE	NEW LIGHT
130	L-858	1432418.30	707668.98	45	BLUE	NEW LIGHT

SIGN TABLE							
SIGN #	LEGEND	TYPE	STYLE	SIZE	MODULES	LOCATION (RWY 3/21 STATION)	ACTIONS
1	← A5	(Y)	2	1	2	TWY A	NEW LIGHTED SIGN

NOTES:
 (R) = TYPE L-858R, MANDATORY INSTRUCTION SIGN, CLEAR LEGEND ON RED BACKGROUND
 (L) = TYPE L-858L, LOCATION SIGN, YELLOW LEGEND ON BLACK BACKGROUND
 (Y) = TYPE L-858Y, DIRECTION SIGN, BLACK LEGEND ON YELLOW BACKGROUND
 STYLE 2 = INTERNALLY LIGHTED (3 STEP) (SEE DETAIL ON THIS SHEET FOR INSTALLATION DETAILS)
 SIZE 1 = 18" PANEL WITH 12" LEGEND
 HOLD POSITION SIGNS ALIGN WITH HOLD BARS.



NOTE:
 ALL NEW TAXIWAY EDGE LIGHTS SHALL BE INSTALLED 10 FEET FROM TAXIWAY EDGE, UNLESS NOTED OTHERWISE. (TYP.)



HOLBROOK MUNICIPAL AIRPORT
 HOLBROOK, ARIZONA
 CONSTRUCTION PLANS
 RECONSTRUCT APRON
 AIP No. 3-04-0020-022-2023

No.	Revision	Date	By
1		3/19/24	CES

ACI No. 216729
 Date: NOV. 2021
 File Name: 216729102

Drawn: MLM
 Checked: CES
 Approved: JMTM

LIGHTING AND SIGNAGE PLAN

Sheet: 5.1